



# THE 'PART ALTA'

*Discovering the historic centre*



In Tarragona, the historic quarter is known as the Part Alta (Upper Part) because it's the highest part of the city. To discover the Part Alta you'll need to follow the streets that climb up – or head down, depending on which way you look at it. This area is home to some of the city's most iconic sites, such as City Hall, Plaça de la Font and Carrer Major.

It's an easy and very pleasant walk because everything is close at hand and most of the streets are pedestrianised.

## Would you like to see some castells?

Tarragona is the *castellera* (human tower building) city par excellence. We have four teams, or *colles*, two of which have their training facilities in the Part Alta: the Xiquets de Tarragona and the Colla Jove Xiquets de Tarragona. If you pass by while they are training, you might be able to watch what they're doing.

This walk starts in the square of Plaça de la Font, where you'll find our City Hall. This square is a general meeting place because there are plenty of bars and open-air terraces. After going through Plaça dels Sedassos, take Carrer Major as far as Plaça de Santiago Rusiñol, better known as Plaça de les Cols (Cabbage Square), because in medieval times there was a vegetable market here. This square and the steps that go up to the Cathedral are much loved by the people of Tarragona because this is where some of the most traditional events of the Santa Tecla festival take place.




Have you heard of the artist Joan Miró?

The answer is almost certainly yes. Anyway, in Tarragona we have one of his works. It is a tapestry that Miró created, based on one of his paintings, with artist Josep Royo. It is revered by the people of Tarragona as one of the city's treasures. You can see it in the Museum of Modern Art of the Provincial Council of Tarragona, where you can also find works by other artists from the nineteenth century through to the present day.



On this route you will also learn about Sant Magí (Saint Maginus), the city's patron saint along with St Thecla. Legend has it that Magí was a hermit who was born in Tarragona but retreated from the world to live in a cave on Mount Brufaganya, not very far from the city. When the Roman Prefect Dacian decreed the persecution of Christians, Magí was imprisoned, but some angels opened up the gates and he managed to escape. The Roman soldiers set off in pursuit of him, and when they finally found him they were so ravaged by thirst that they asked him for water. Without an iota of resentment, Magí beat a rock three times with his stick and three springs of water gushed out. After slaking their thirst, the soldiers promptly killed him.





## THE MAUSOLEUM OF THE KING

Enter the courtyard of City Hall where you'll find the Mausoleum of King Jaume I, **take a good look and mark the correct answers below:**

1. The Mausoleum is in the shape of a boat/house/elephant
2. The woman's figure is holding a cup/shield/crown in her hands
3. At the back of the tomb there is a soldier/devil/angel
4. Above the tomb there is one/three/eight crowns
5. On each side there are three snakes/butterflies/double-headed eagles



## THE ATTRIBUTES OF SANT MAGÍ

Go to Carrer del Portal del Carro, where you'll find a chapel dedicated to Sant Magí, the patron saint of Tarragona. On this street the saint is portrayed several times.


**Take a good look, and tell us with which object he is usually represented:**

- A stick     A shield     A bottle of water



Go into the Museum of Modern Art of the Provincial Council of Tarragona and go to the room where the *Tarragona Tapestry* by Joan Miró and Josep Royo is exhibited. Take a good look at it. What can you see? Miró depicted a little girl with her arms stretched upwards to touch the moon and a bird.

**Complete the drawing of the Tapestry with the missing elements. When you get home, you can paint it!**



On the first floor there is a room dedicated to the sculptor Julio Antonio, featuring various works in bronze. You can see, for example, the *Monument to the Heroes of 1811* and the *Bust of Musician Richard Wagner*. This large piece was meant to be part of a monument that the artist never got around to finishing.

**Go to the back of the room and put the following materials that were used to make bronze sculptures into the right order:**

- Bronze     Resin (wax)  
 Plaster     Silicone



## IDENTIFY THE FLAG

**Take a look at the front of City Hall and note which of these flags is the flag of Tarragona.**



*Go to Plaça dels Sedassos and find the following drawings on the walls:*

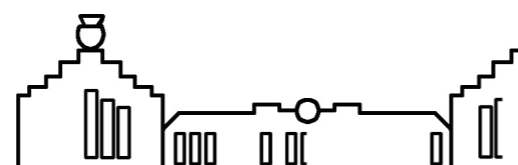
- A black cat
- Six Tarragona 'bigheads'
- Two little boys
- The painter Carles Arola at work
- The Catalan flag
- A cat-flap
- A bird cage with the door open
- An old lady and a child looking through a window



## THE SKYLINE OF THE URV

The main building of the Rovira i Virgili University stands in Plaça de l'Escorxador.

**Take a good look at the building, which used to be an abattoir, and finish off its skyline.**



## THE ENIGMA

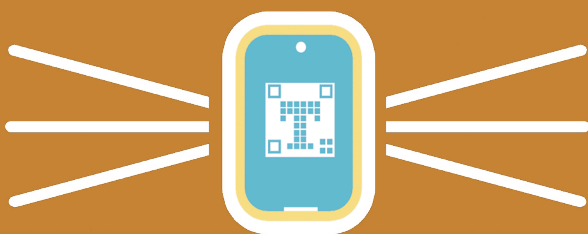
**Guess who Antoni Rovira i Virgili was.**

# BEFORE YOU GO...

Cross the Gate of Sant Antoni, heading towards the walkway outside the walls.


This gate in the ancient walls is decorated with the coat of arms of King Felip V, closely guarded by a pair of ferocious lions. You will also notice that in this section of the Walls the local citizens opened up windows in the wall because they made their homes inside it.

Cross the street and go as far as the Gardens of Sant Antoni. Here you can play for a while and enjoy the cool shade of a monumental tree. Take a closer look and guess what species it is.



## TAKE A PHOTO AND SHARE IT

Go back to your favourite spot and take a photo.



Afterwards, share it on the social media with the hashtag **#FamilyTarragona**

**Solutions:** The Mausoleum of King Jaume: 1. boat; 2. crown; 3. angel; 4. three; 5. double-headed eagles. Sant Magí carries a stick

Materials for bronze statues: plaster, silicone, resin (wax) and bronze.